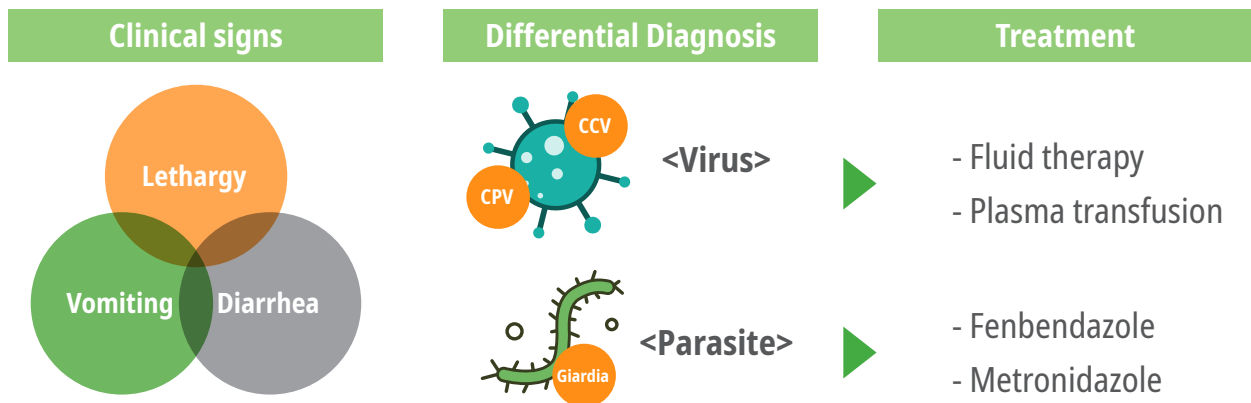


Anigen Rapid CPV/CCV/Giardia Ag

Why test CPV/CCV/Giardia together?

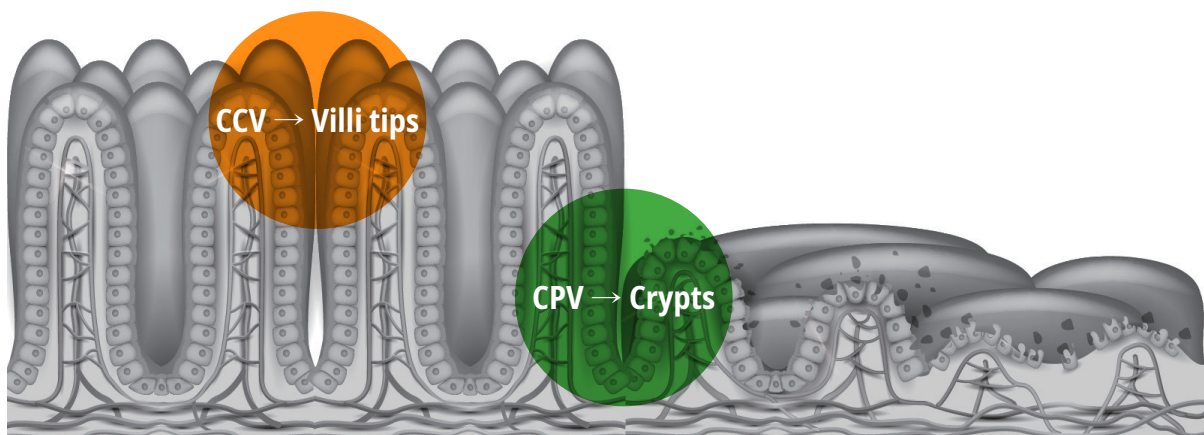
- **Differential diagnosis**

- Determine treatment options by differential diagnosis of three important pathogens of enteritis with similar clinical symptoms



- **Concurrent infection**

- Check if there is a concurrent infection to determine the intensity of treatment



• Specifications


- » Species : Dog
- » Sample : Feces
- » Testing time : 5~10 minutes
- » Special Features
 - Simultaneous detection of CPV, CCV and Giardia
 - One-step testing procedure
 - Accurate results



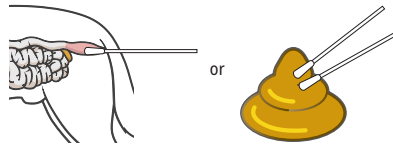
CPV	<ul style="list-style-type: none"> - Detection of pathogenic CPV subtypes (CPV2,2a,2b,2c) - Sensitivity 100%, Specificity 98.8%
CCV	<ul style="list-style-type: none"> - World's first CCV Ag rapid test - Sensitivity 93.1%, Specificity 97.5%
Giardia	<ul style="list-style-type: none"> - No cross-reaction with other intestinal parasites - Detection limit : 125/100 µl

• Test Procedure

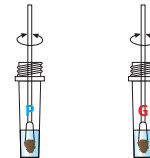
[Proper sample amount collected by a swab]



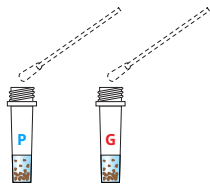
1 Collect a sample from the canine feces by using the swab



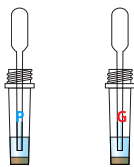
2 Insert the swab into the sample collection tube and stir the swab at least 10 times



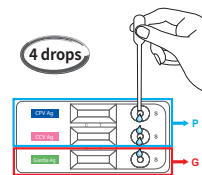
3 Discard the swab while squeezing the swab against the wall of the tube



4 Wait until large particles to sink and take the supernatant by using the disposable dropper provided



5 Add 4 drops into the sample hole on the test device



Interpretation

C T			Negative
C T			Positive
C T			Invalid
C T			Invalid

• Ordering Information

Product No.	Product Name	Product Type	Packing Unit
RC112DC	Rapid CPV/CCV/Giardia Ag	Device	5 Tests/Kit

