

How InSight CGM and InSight Vet Connect Work Together

Understanding the Connection Between Pet Owner and Veterinarian Apps

Who Uses Which App

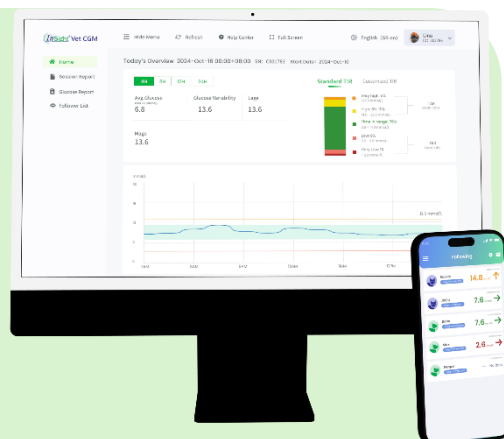


InSight CGM App – For Pet Owners

- Used to activate and pair the CGM sensor.
- Displays real-time interstitial glucose readings.
- Syncs data securely to the cloud.
- Also accessible via Web Portal – <https://user.insightvetcgm.com> (log in using the 'CGM User' tab).

InSight Vet Connect App – For Veterinarians

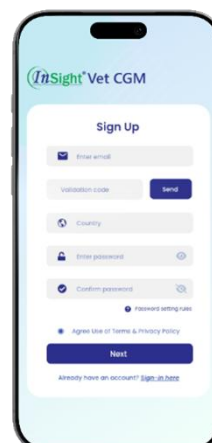
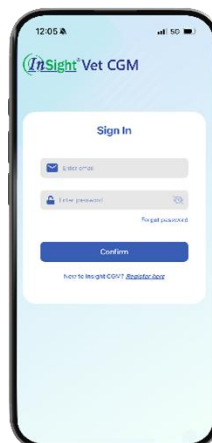
- Allows vets to remotely follow and monitor patients.
- Displays interstitial glucose values and graphs in real time.
- Also accessible via Web Portal - <https://user.insightvetcgm.com> (log in using the 'Follower' tab).



Scan QR Code to
download apps

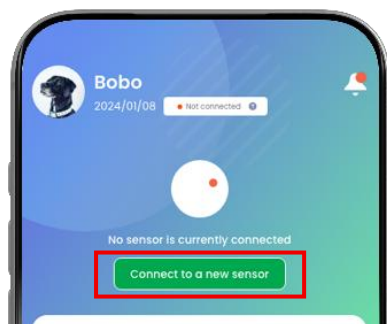
Pairing the InSight Vet CGM Sensor to the InSight CGM App

1. Scan the QR Code to download the InSight CGM App from the App Store/Google Play.
2. Log in or create an InSight Vet CGM account.



If you have not received the verification code, please check your spam/junk folder. If it is not there, please contact Woodley Equipment.

3. Press 'Connect to a new sensor' and scan the QR Code on the applicator. Wait for the Bluetooth connection to complete.



Press the button.



Scan the QR Code on the applicator.



Press the 'Connect' button.

4. Glucose readings will begin after the 30 minute warm-up period.

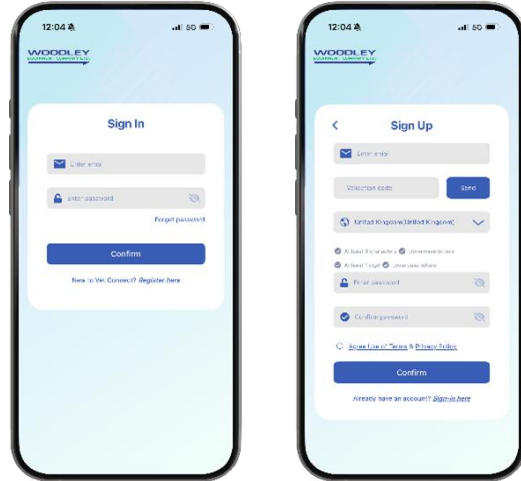


Linking the InSight CGM App (Pet Owner) with the InSight Vet Connect App (Veterinarian)

1. Scan the QR Code to download the Vet Connect App from the App Store/Google Play.



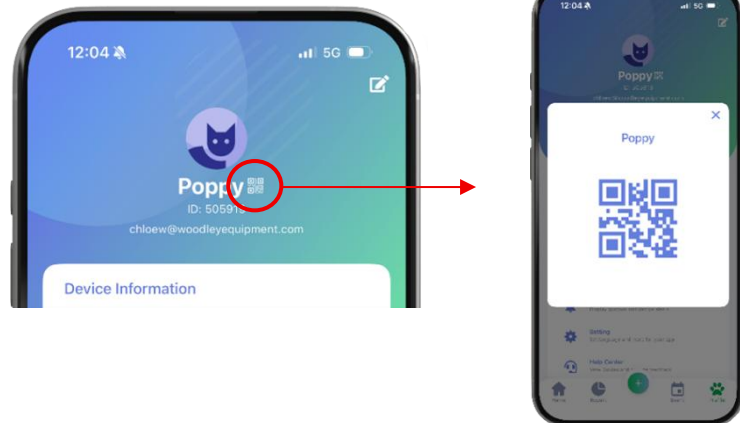
2. Log in or create a Vet Connect account.
(Tip: If multiple veterinary staff will be using the Vet Connect App, we recommend using a practice-wide generic email address for registration.)



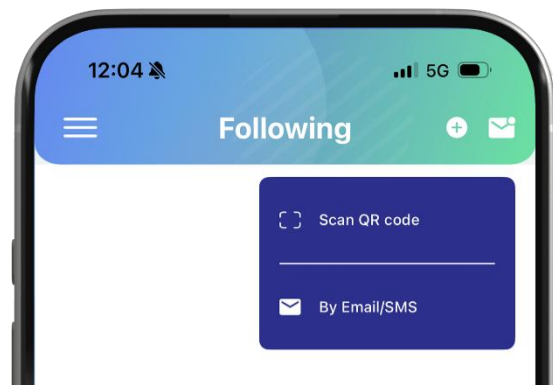
If you have not received the verification code, please check your spam/junk folder. If it is not there, please contact Woodley Equipment.

3. Please ask the owner to share their InSight Vet CGM account QR Code (found in InSight CGM App > Profile > QR Code). Alternatively, they can provide you with the email address they signed up with.

To find the account QR Code, go to the InSight CGM App > Profile > QR Code.



4. Tap the '+' icon to scan the owner's InSight CGM App QR Code or send an email invitation using the Vet Connect App.
5. Once the owner approves your follower request in their InSight CGM App by going to Home > Notifications (bell icon) > Approve, their pets glucose data will automatically be viewable in your Vet Connect App.



Veterinarians can also use the InSight Vet CGM Web Portal

Select the 'Follower' tab and use the same email address and password used to create the InSight Vet Connect CGM account to log in.

<https://user.insightvetcgm.com>

