

## InSight™ HCT Meter Evaluation

### November 2015/August 2016

**Haematocrit:** InSight HCT Meter versus manual Spun PCV using Clinispin 842VET Centrifuge (12,000rpm 5 minutes)

**Haemoglobin:** InSight HCT Meter versus Hemocue HB 201 analyser

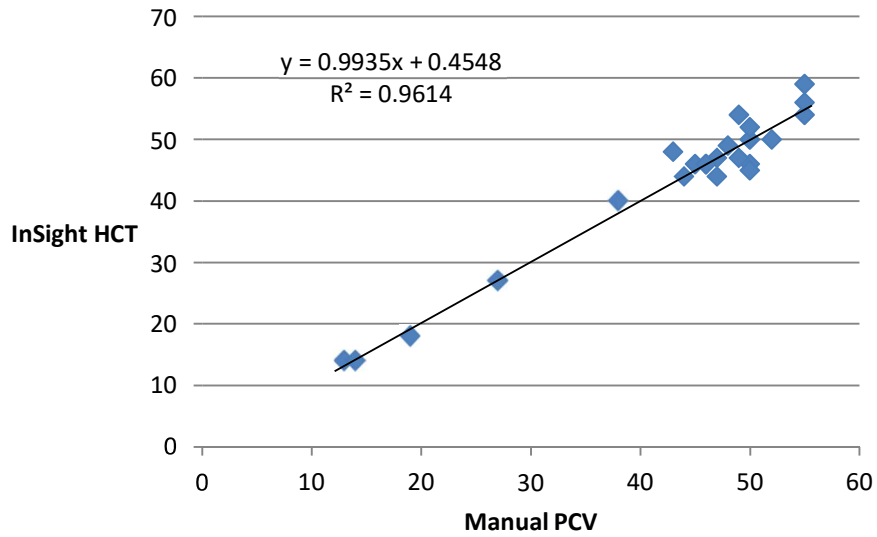
#### Dog

DOG	Manual PCV	InSight HCT
	48	49
	50	46
	52	50
	50	45
	49	47
	50	50
	38	40
	55	59
	47	44
	46	46
	55	54
	47	47
	45	46
	46	46
	49	54
	55	56
	50	52
	43	48
	44	44
	19	18
	27	27
	13	14
	14	14
Mean	43	43
R value	0.980	

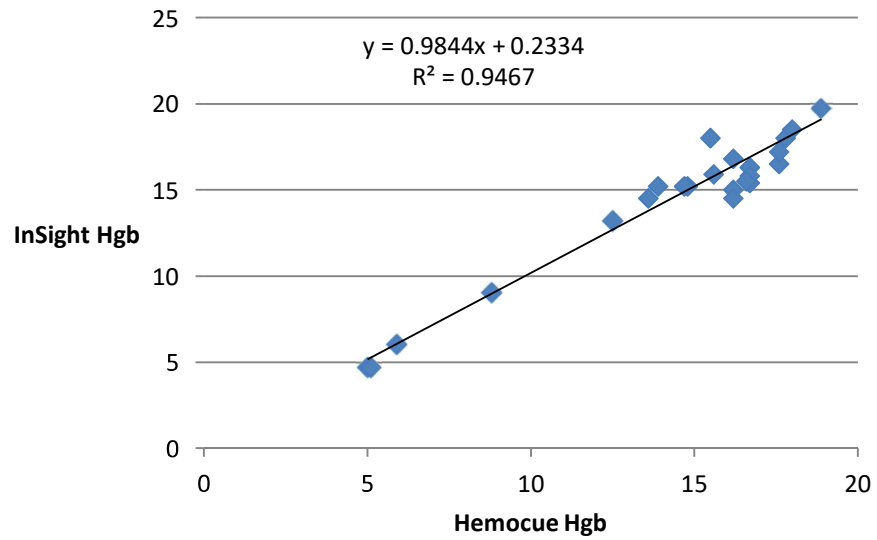
Hemocue Hgb	InSight Hgb
16.7	16.3
16.7	15.4
17.6	16.5
16.2	15
16.7	15.8
16.2	16.8
12.5	13.2
18.9	19.7
16.2	14.5
14.8	15.2
17.8	18
16.6	15.5
13.9	15.2
14.7	15.2
15.5	18
18	18.5
17.6	17.2
15.6	15.9
13.6	14.5
5.9	6
8.8	9
5	4.7
5.1	4.7
14.4	14.4
0.973	

HCT Precision
53
54
53
54
53

## Dog Haematocrit



## Dog Hgb

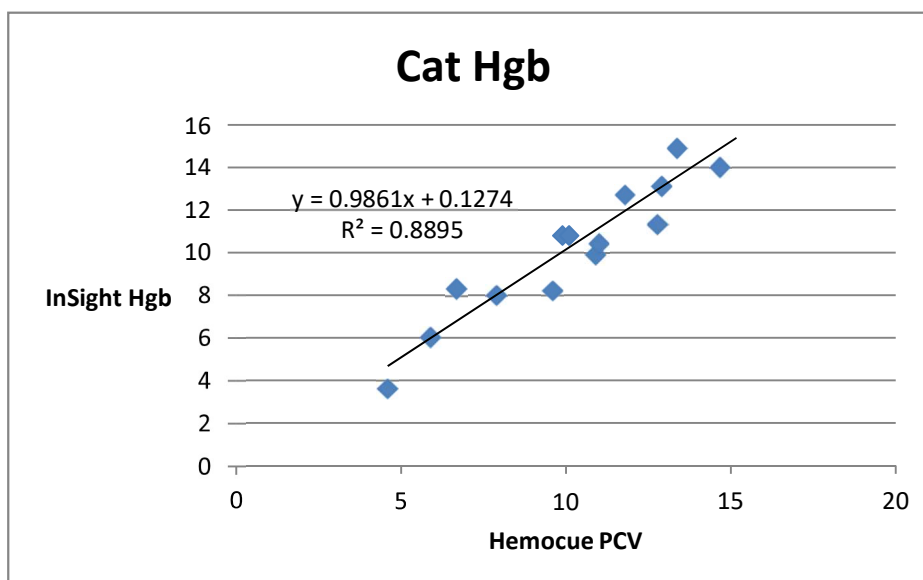
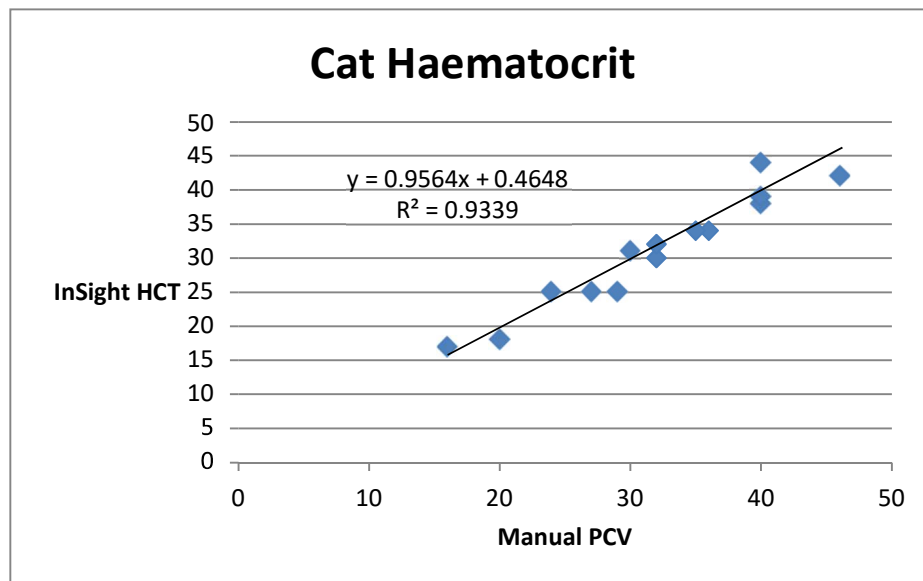


# Cat

CAT	
Manual PCV	InSight HCT
36	34
24	25
29	25
32	30
30	31
40	38
40	39
46	42
35	34
27	25
40	44
32	32
16	17
20	18
Mean	32
R value	0.966

Hemocue Hgb	InSight Hgb
12.8	11.3
6.7	8.3
9.6	8.2
10.9	9.9
11	10.4
11.8	12.7
12.9	13.1
14.7	14
9.9	10.8
7.9	8
13.4	14.9
10.1	10.8
4.6	3.6
5.9	6
Mean	10.2
R value	0.943

HCT Precision
18
17
18
19
18



## Horse

Horse	Manual PCV	InSight HCT
	31	31
	52	54
	14	13
	33	34
	54	52
	27	25
	38	39
	30	28
	36	36
	32	33
	40	41
Mean	35	35
R value	0.99	

HCT Precision
14
14
15
14
14

